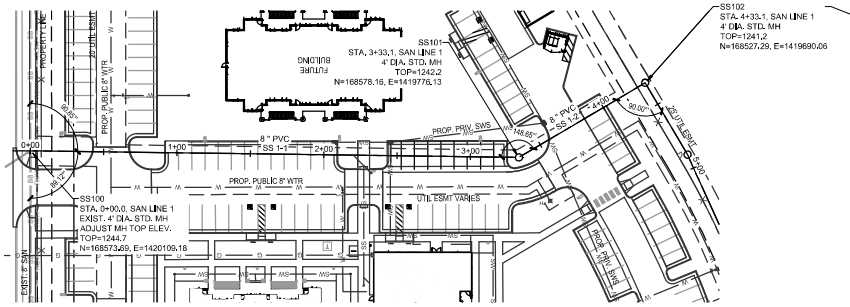

1 SANITARY LINE 1 PLAN

GRAPHIC SCALE 40'

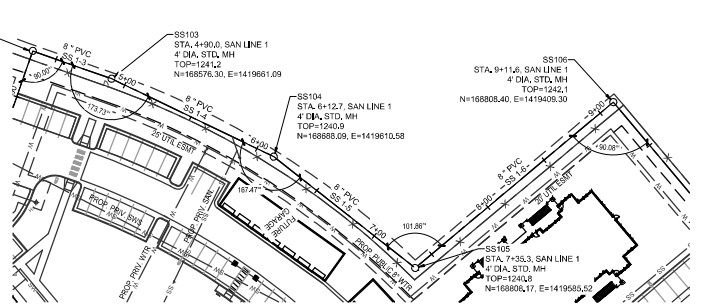

3 SANITARY LINE 1 (CONT.1) PLAN

GRAPHIC SCALE 40'

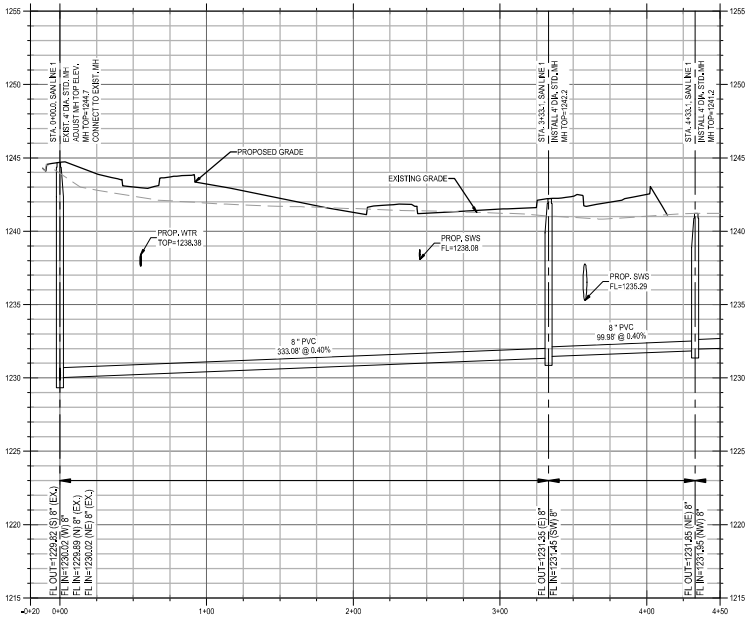

2 SANITARY LINE 1 PROFILE

SCALE: VERTICAL 1" = 4', HORIZONAL 1" = 40'

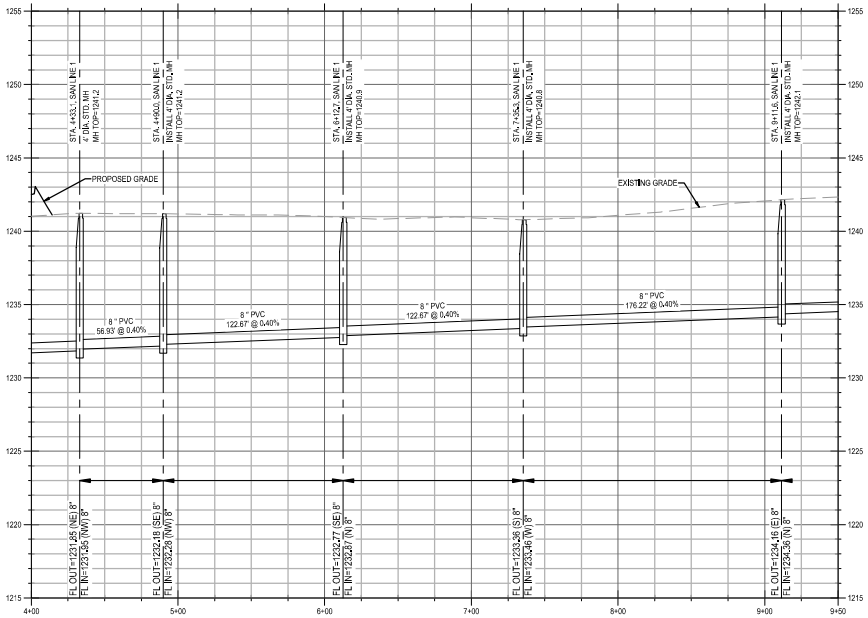

4 SANITARY LINE 1 (CONT.1) PROFILE

SCALE: VERTICAL 1" = 4', HORIZONAL 1" = 40'

GLMV Architecture

All work herein is the exclusive property of GLMV Architecture, Inc. and is not to be copied or used in any way without the express written consent of GLMV Architecture, Inc. All drawings, specifications, ideas, designs, and arrangements appearing herein constitute the original and unpublished Work of:
© 2023 GLMV Architecture, Inc.

MURT L. HARSHY
VICENTE FEY
24439
KANSAS
PROFESSIONAL ENGINEER
12/01/2023

SALINA DESTINATION DEVELOPMENT

SALINA APARTMENTS - PHASE 1A

VIRGINIA DR
SALINA, KS 67401

△	DESCRIPTION	DATE

PROJECT NO:	15095R23001
STATUS:	PERMIT SET
DATE:	12/01/23
DRAWN BY:	LM
CHECKED BY:	KLH

SANITARY SEWER PLAN & PROFILE - LINE 1

CU220

PLOT DATE: 12/1/2023
FILE PATH: X:\15095R23001\04-SITE_CIVIL\05-SHEETSET\CU220 SANITARY SEWER PLAN & PROFILES - LINE 1