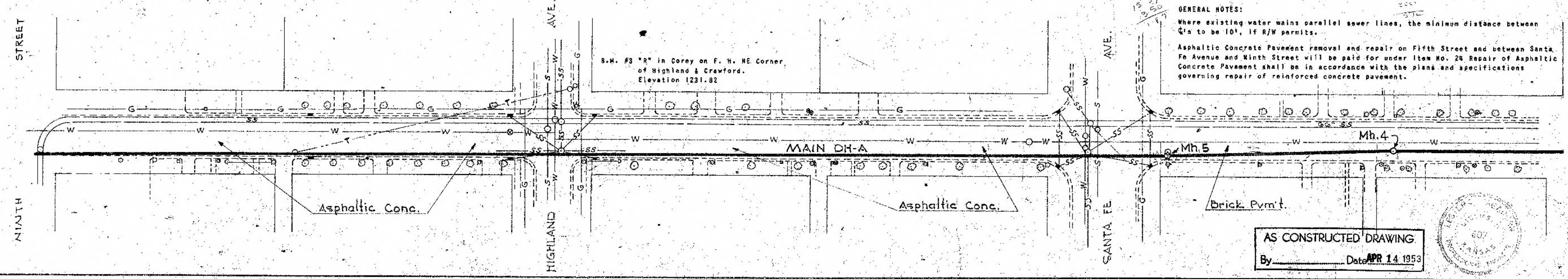
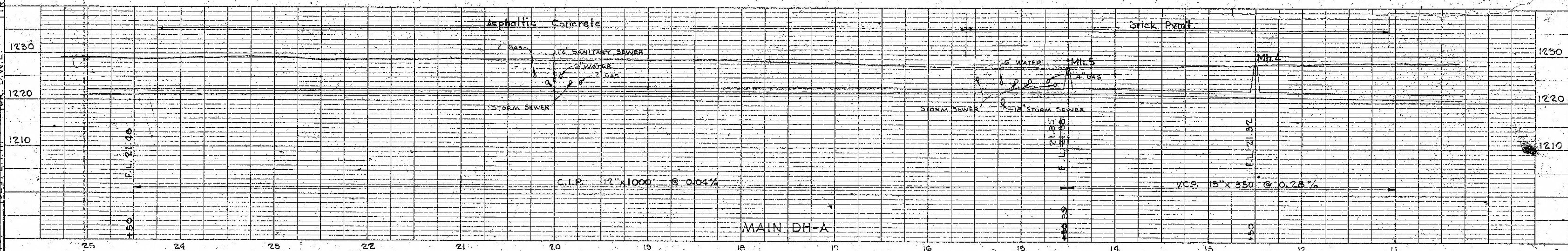
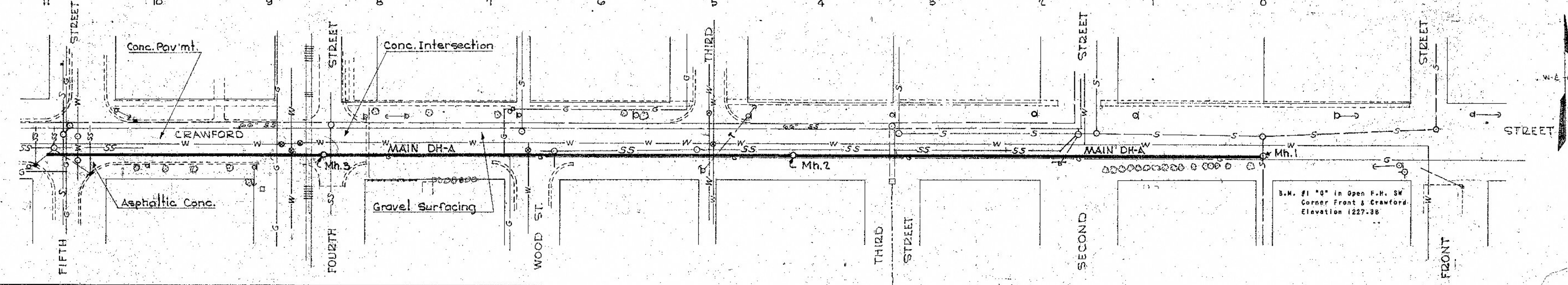


- LEGEND**
- New Sanitary Sewer
  - Existing Sanitary Sewer
  - Existing Storm Sewer
  - Existing Manhole
  - Water
  - Gas
  - Telephone Cable
  - Storm Drain



**GENERAL NOTES:**  
 Where existing water mains parallel sewer lines, the minimum distance between them shall be 10', if R/W permits.  
 Asphaltic Concrete Pavement removal and repair on Fifth Street and between Santa Fe Avenue and Ninth Street will be paid for under Item No. 24 Repair of Asphaltic Concrete Pavement shall be in accordance with the plans and specifications governing repair of reinforced concrete pavement.

**SCALE**  
 Plan: 1"=50'  
 Profile: 1"=10' Vert.  
 1"=50' Horiz.

SALINA, KANSAS  
 SANITARY SEWER EXTENSIONS  
 MAIN DH-A STA 0+00 TO STA 24+50  
 Scale as Noted  
 WILSON & COMPANY  
 ENGINEERS -  
 Salina, Kansas  
 1952

**AS CONSTRUCTED DRAWING**  
 By \_\_\_\_\_ Date APR 14 1953

